

LESSON 1: INTRODUCTION TO ADHAN AND IKAMAH

Conditions of Adhan and Ikamah

- It is Mustahab for every person that they should recite Adhan and Ikamah before offering their daily Wajib Salaat.
- They should be recited after the time of Salaat has set in and not before.
- It is Mustahab that while pronouncing Adhan, a person should be standing facing towards Qiblah, should have performed Wudhu, should place hands on ears and raise his voice.

BONUS ACTIVITY: Adhan & Ikamah

A Risala – also known as Islamic Acts - is a book that has the rules of a Mujtahid. (At the Shia Ithna Asheri Madressa we only teach the Masails of Ayatullah Seestani)

When you go home today, ask your parents to show you what Masail Number 926 is and then ask them who performed this act for you and write it down.

LESSON 2: LEARNING THE ADHAN AND IKAMAH

Adhan - The Call to Salaat

Allah is the Greatest	4 times	اللَّهُ أَكْبَرُ
I bear witness there is no god but Allah.	2 times	أَشْهَدُ أَنْ لَا إِلَهَ إِلَّا اللَّهُ
I bear witness Muhammad is the messenger of Allah	2 times	أَشْهَدُ أَنَّ مُحَمَّدًا رَسُولُ اللَّهِ
I bear witness Ali is the vicegerent of Allah.	2 times	أَشْهَدُ أَنَّ عَلِيًّا وَليُّ اللَّهِ
Hasten to prayer	2 times	حَيَّ عَلَى الصَّلَاةِ
Hasten to success	2 times	حَيَّ عَلَى الْفَلَاحِ
Hasten to the best deed	2 times	حَيَّ عَلَى خَيْرِ الْعَمَلِ
Allah is the Greatest	2 times	اللَّهُ أَكْبَرُ
There is no god but Allah	2 times	لَا إِلَهَ إِلَّا اللَّهُ

Ikamah - The recitation just before Salaat

Allah is the Greatest	2 times	اللَّهُ أَكْبَرُ
I bear witness there is no god but Allah	2 times	أَشْهَدُ أَنْ لَا إِلَهَ إِلَّا اللَّهُ
I bear witness Muhammad is the messenger of Allah	2 times	أَشْهَدُ أَنَّ مُحَمَّدًا رَسُولُ اللَّهِ
I bear witness Ali is the vicegerent of Allah	2 times	أَشْهَدُ أَنَّ عَلِيًّا وَليُّ اللَّهِ
Hasten to prayer	2 times	حَيَّ عَلَى الصَّلَاةِ
Hasten to success	2 times	حَيَّ عَلَى الْفَلَاحِ
Hasten to the best deed	2 times	حَيَّ عَلَى خَيْرِ الْعَمَلِ
Indeed the prayer has begun	2 times	قَدْ قَامَتِ الصَّلَاةُ
Allah is the Greatest	2 times	اللَّهُ أَكْبَرُ
There is no god but Allah	Once	لَا إِلَهَ إِلَّا اللَّهُ

EXERCISE 2: COMPARISON BETWEEN ADHAN & IKAMAH:

General Knowledge – Fun to do as a family:

a. Who was the first Muezzin (person who gives Adhan) in Islam?

b. Who asked him to recite the Adhan? _____

c. Why do we recite the following in Adhan and Ikamah?

I bear witness Ali is the vicegerent of Allah	2 times	أَشْهَدُ أَنْ عَلِيًّا وَوَلِيُّهُ اللَّهُ
---	---------	--

We mention Imam Ali (A) in our Adhan and Ikamah because:

d. What are the differences between Adhan and Ikamah?

- i. _____
- ii. _____
- iii. _____

LESSON 3-4: INTRODUCTION TO WUDHU

Wudhu is a special way of washing that makes us spiritually clean.

Wudhu is made up of:

- washing the face
- washing the two arms (right first then left),
- wiping (Masah) the front of the head and
- wiping (Masah) the upper part of the two feet (right first then left).

Wudhu is Wajib [required] for:



*PERFORMING TAWAF
7 TIMES AROUND THE
KA'ABA DURING HAJ
AND UMRAH*



WRITINGS OF:



Allah & The
Holy Quran

Wudhu is Mustahab [recommended] for:



Before going to sleep



Before entering
the Imambara



When you are
angry

All the time!!

**ENTERING THE SHRINES OF OUR
HOLY PROPHET (S) AND AIMMAH (A)**



MASHHAD - IRAN

Fiqh Girls



JANNATUL BAQI - MADINA

Page 5A.5



NAJAF - IRAQ

www.madressa.net

LESSON 3-4: CONDITIONS OF WUDHU




I am doing Wudhu for
the pleasure of Allah,
Qurbatan ilallah

NIYYAT



Water must be:
Tahir - Pure (Mutlaq);
Mubah - Taken with permission
Enough for Wudhu and other uses too



ALL PARTS OF YOUR
BODY THAT YOU DO
WUDHU ON SHOULD
BE PAK

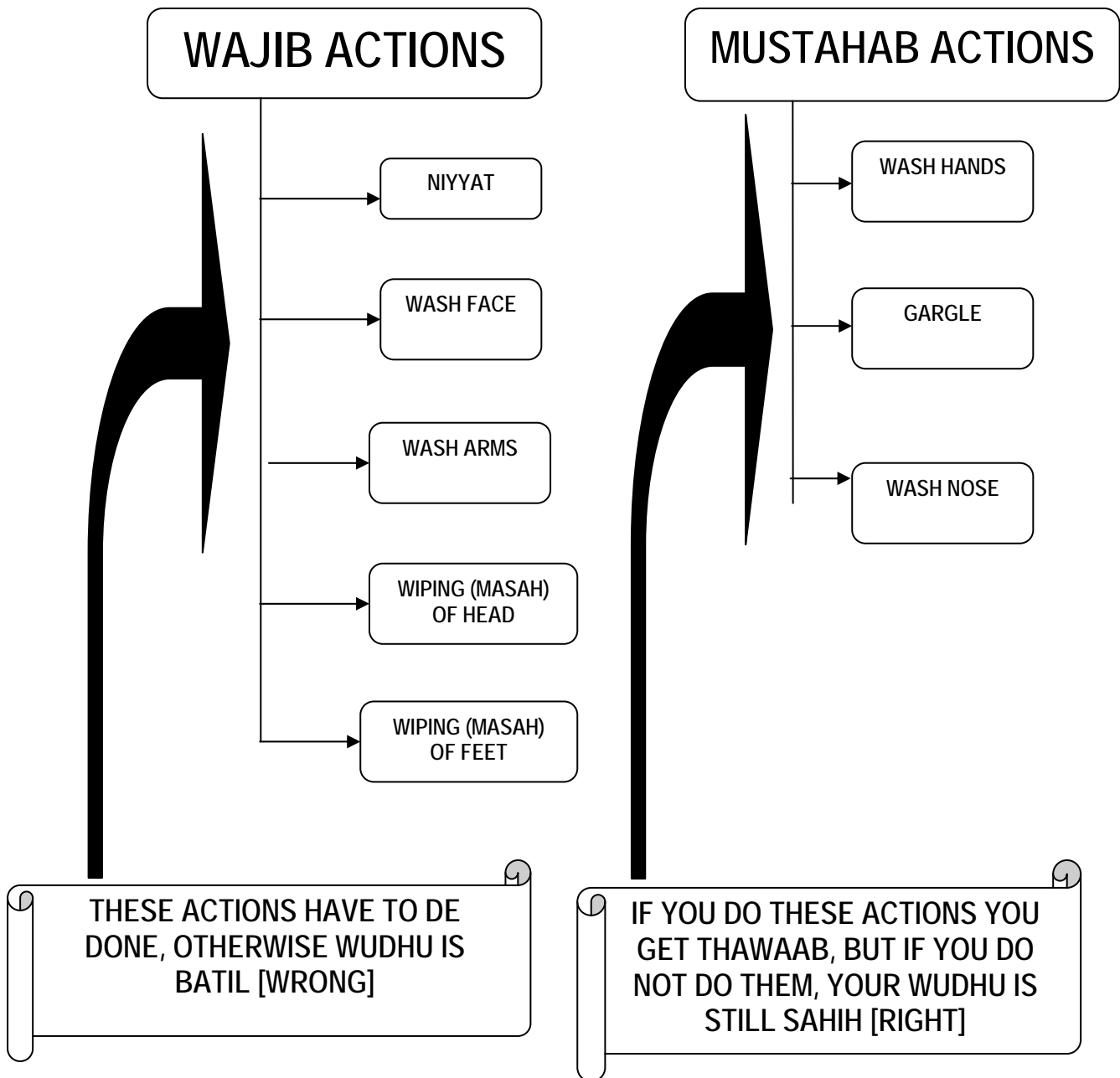


TARTIB & MUWALAT I.E.
STEP BY STEP &
WITHOUT INTERRUPTIONS



LESSON 3-4: STEP-BY-STEP EXPLANATION OF HOW TO PERFORM WUDHU

Wudhu is divided into



LESSON 3-4: WUDHU

STEP – BY – STEP EXPLANATION OF HOW TO PERFORM WUDHU

NIYYAT: WAJIB

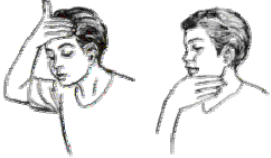





I am doing Wudhu for the pleasure of Allah, Qurbatan ilallah

MUSTAHAB ACTIONS:

<p>2. GARGLING 3 TIMES:</p> 	<p>1. WASHING YOUR HANDS:</p> 
<p>3. WASHING YOUR NOSE 3 TIMES</p> 	

WAJIB ACTIONS:

<p>1. WASHING YOUR FACE:</p> 	<p>2. WASHING YOUR ARMS:</p> 
<p>3. MASAH OF THE HEAD</p> 	<p>4. MASAH OF THE FEET</p> 

STEP – BY – STEP EXPLANATION OF HOW TO PERFORM WUDHU

First get some water in your right hand and then pour it onto your forehead, where the hair grows.

You have to wash the whole length of your face, beginning from your forehead (where the hair grows) and ending at the bottom of the chin.



You have to wash the whole width of your face. You do this by stretching your hand out (from your thumb to your middle finger). To make sure that the whole width has been washed, you should pass your wet hand on either side of your face.

Washing of the face once is Wajib. It is Mustahab to wash your face twice – washing 3 or more times is Haraam

THE FACE AND HANDS SHOULD BE WASHED FROM ABOVE DOWNWARDS, AND IF YOU WASH IT THE OPPOSITE WAY, WUDHU WILL BE BATIL ۞249

Then you wash your arms from the elbow to the fingertips. First the right arm is washed with the left hand, then the left arm is washed with the right hand.



To ensure that each elbow is washed thoroughly, you must pour water and begin wiping slightly above the elbow.

Washing of the arms once is Wajib. It is Mustahab to wash your arms twice, washing 3 or more times is Haraam

After that is done, you do Masah of the head and this is done by wiping the wet three fingers of the right hand from the middle of the head up to the edge of the hair, without touching the forehead.



The water of the face and head should not join.
This is done once only

Finally, you do Masah of the feet and this is done by wiping the wet fingers of the right hand over the upper part of the right foot from the tip of the toes to the ankle.



Then the same is done with the left hand for the left foot.
This is done once to each foot

THINGS THAT BREAK WUDHU:

Going to the toilet.




**Passing Wind
[Stomach Wind]**



Sleeping



**Becoming
unconscious**



EXERCISE 3-4: WUDHU

Wudhu is Mustahab for certain acts. Look up Agha Seestani's "Islamic Acts", Masail No.328 and list below the six acts he has mentioned.

1. _____

2. _____

3. _____

4. _____

5. _____

6. _____

Muhammad was walking to the tap to perform his Wudhu when he stepped on a wet patch on the carpet. His mum confirmed that earlier her friend's baby had made the carpet Najis. He dried his foot with some tissue and said he would wash the bottom of his foot after performing his Wudhu. Is this ok? Why?


Masail No. _____ Yes No

Because _____

LESSON 5-7: SALAAT – ARABIC AND TRANSLITERATION

STEP BY STEP ON HOW TO PRAY

1. NIYYAT:




I AM OFFERING
____ PRAYERS,
____ RAKAATS,

قُرْبَةً إِلَى اللَّهِ

QURBATAN ILAL LAH


2. TAKBIRATUL IHRAM



اللَّهُ أَكْبَرُ

ALLAHU AKBAR

3. QIYAM – SURATUL FATIHA



BISMILLAHIR RAHMANIR RAHEEN بِسْمِ اللَّهِ الرَّحْمَنِ الرَّحِيمِ

ALHAMDULILLAHI RABBIL A'ALAMEEN الْحَمْدُ لِلَّهِ رَبِّ الْعَالَمِينَ

AR RAHMAN NIR RAHIM الرَّحْمَنِ الرَّحِيمِ

MALIKI YAW MID DIN مَلِكِ يَوْمِ الدِّينِ

IYYA KA NA'BUDU WA IYYA KA NASTA'EEN إِيَّاكَ نَعْبُدُ وَ إِيَّاكَ نَسْتَعِينُ

IHDI NAS SIRATAL MUSTAQEEM اهْدِنَا الصِّرَاطَ الْمُسْتَقِيمَ

SIRAATAL LADHINA AN A'MTA A'LAIHIM صِرَاطَ الَّذِينَ أَنْعَمْتَ عَلَيْهِمْ

GHAIRIL MAGHDUBI A'LAIHIM غَيْرِ الْمَغْضُوبِ عَلَيْهِمْ

WALADH DHAAAALLEEN وَالَّذِينَ لَمْ يَكُنْ لَهُمْ

4. QIYAM – SURATUL IKHLAS

BISMILLAHIR RAHMANIR RAHEEN بِسْمِ اللّٰهِ الرَّحْمٰنِ الرَّحِیْمِ

QUL HU WAL LAH HU AHAD قُلْ هُوَ اللّٰهُ اَحَدٌ

ALLAH HUS SAMAD اللّٰهُ الصَّمَدُ

LAM YA LID, WA LAM YU LAD لَمْ يَلِدْ وَا لَمْ يُولَدْ

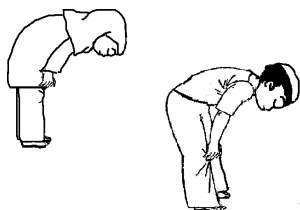
WA LAM YA KUL LA HU KUFU WAN AHAD وَا لَمْ يَكُنْ لَهٗ كُفُوًا اَحَدٌ



LESSON 5-7: SALAAT – ARABIC AND TRANSLITERATION

STEP BY STEP ON HOW TO PRAY


5. RUKU'



سُبْحَانَ رَبِّيَ الْعَظِيمِ وَ بِحَمْدِهِ
اللَّهُمَّ صَلِّ عَلَى مُحَمَّدٍ وَ آلِ مُحَمَّدٍ

SUBHANA RABBI YAL A'DHIMI WABI HAMDIH
ALLAHUMMA SALLI ALAA MUHAMMADIW
WA AALI MUHAMMED

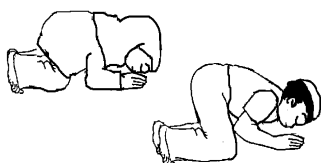
6. QIYAM AFTER RUKU'



سَمِعَ اللَّهُ لِمَنْ حَمِدَهُ سَامِي

اللَّهُ أَكْبَرُ ALLAHU AKBAR

7. SAJDAH




سُبْحَانَ رَبِّيَ الْأَعْلَى وَ بِحَمْدِهِ
اللَّهُمَّ صَلِّ عَلَى مُحَمَّدٍ وَ آلِ مُحَمَّدٍ

SUB HANA RABBI YAL A'ALA WABI HAMDIH

ALLAH HUMMA SALLI ALAA MUHAMMADIW WA AALI MUHAMMAD

8. JULOOS



اللَّهُ أَكْبَرُ

أَسْتَغْفِرُ اللَّهَ رَبِّي وَ أَتُوبُ إِلَيْهِ

اللَّهُ أَكْبَرُ

ALLAHU AKBAR
ASTAGH FIRUL LAAHA RABBI WA ATUBU ILAIHI
ALLAHU AKBAR

9. DHIKR FOR WHEN RISING FOR THE NEXT RAKAAT:

بِحَوْلِ اللَّهِ وَ قُوَّتِهِ أَقُومُ وَ أَقْعُدُ


BEHAW LIL LAAHI WA QUW WATIHI AQUMU WA AQ UD

LESSON 5-7: SALAAT – ARABIC AND TRANSLITERATION

STEP BY STEP ON HOW TO PRAY

IN THE 2ND RAKAAT AFTER THE RECITATION IN QIYAM (QIRAAT) - SURA AL-FATIHA AND SURA AL-IKHLAS, AFTER THAT DO QUNOOT:

10. QUNOOT:



رَبَّنَا آتِنَا فِي الدُّنْيَا حَسَنَةً

وَّ فِي الْآخِرَةِ حَسَنَةً وَ قِنَاعِدَابِ النَّارِ

RABBANA AATINA FID DUNYA HASSANAH


WA FIL AAKHIRATI HASSANATAW WAQINA ADHAABAN NAAR

RUKU, QIYAM, SAJDAH, JULOOS, SAJDAH, JULOOS - ALL JUST LIKE THE 1ST RAKAAT

WHILE STILL IN JULOOS:

- AT THE END OF THE 2ND RAKAAT RECITE TASHAHUD AND SALAAM IF IT IS A 2 RAKAAT SALAAT
- AT THE END OF THE 2ND RAKAAT RECITE ONLY TASHAHUD IF IT IS A 3 OR 4 RAKAAT SALAAT AND RISE FOR THE NEXT RAKAAT.
-

11. TASBIHAT-E-ARBA' 3 TIMES IN THE 3RD AND 4TH RAKAAT IN QIYAM:



سُبْحَانَ اللَّهِ SUBHANALLAAHI

وَالْحَمْدُ لِلَّهِ WAL HAMDU LILLAAHI


وَلَا إِلَهَ إِلَّا اللَّهُ WALAA ILAHA ILLAL LAAHU

وَاللَّهُ أَكْبَرُ WAL LAAHU AKBAR

LESSON 5-7: SALAAT – ARABIC AND TRANSLITERATION

STEP BY STEP ON HOW TO PRAY

12. TASHAHUD



أَشْهَدُ أَنْ لَا إِلَهَ إِلَّا اللَّهُ وَحْدَهُ لَا شَرِيكَ لَهُ

وَ أَشْهَدُ أَنَّ مُحَمَّدًا عَبْدُهُ وَ رَسُولُهُ


اللَّهُمَّ صَلِّ عَلَى مُحَمَّدٍ وَ آلِ مُحَمَّدٍ

ASH HADU AL LA ILAHA ILLAL LAHU WAHDAHU LA SHARIKA LAH

WA ASH HADU ANNA MUHAMMADAN ABDUHU WA RASULUH

ALLA HUMMA SALLI A'LAA MUHAMMADIW WA AALI MUHAMMAD

13. SALAAM



السَّلَامُ عَلَيْكَ أَيُّهَا النَّبِيُّ وَ رَحْمَةُ اللَّهِ وَ بَرَكَاتُهُ

السَّلَامُ عَلَيْنَا وَعَلَى عِبَادِ اللَّهِ الصَّالِحِينَ

السَّلَامُ عَلَيْكُمْ وَ رَحْمَةُ اللَّهِ وَ بَرَكَاتُهُ

AS SALAAMU A'LAIKA AYYUHAN NABIYYU WA RAHMATULLAHI WA BARAKAATUHU

AS SALAAMU A'LAINA WA A'LA I'BAADIL LAAHIS SWALIHEEN

AS SALAAMU ALAIKUM WA RAHMATULLAHI WA BARAKAA TUH